

The logo for 'typu OFFICE' is located in the top left corner. It features a white circle above the word 'typu' in a lowercase, sans-serif font, which is enclosed in a white rectangular box. To the right of this box, the word 'OFFICE' is written in a larger, uppercase, sans-serif font. The background of the entire image is a textured, light brown surface, possibly a wall or a large piece of paper, with several rectangular panels of different materials and colors (beige, light wood, grey) attached to it.

typu OFFICE

BRAQUE
Design by TYPU

PURE FORMS.

PURE **FUNCTION.**

COMPOSE.

RECONFIGURE.

REINVENT.



BRAQUE



- This collection stems from a contemporary interpretation of Georges Braque's early Cubism, where landscapes and architecture were reduced to essential planes and volumes.

- Each module functions as a pure form that connects, expands, and rearranges, creating compositions that transform the space.

- Just as Braque fragmented houses and hills into compact blocks, this modular system translates that logic into furniture: simple, repeatable, and combinable volumes that create new interior "landscapes".

VERSATILITY
MODULARITY
FUNCTIONALITY
ADAPTABILITY
CONTINUITY





BRAQUE FAMILY





BLOCKS THAT
BUILD
SPACES

CLEAN FORMS

MIX OF

FABRICS **AND MATERIALS**

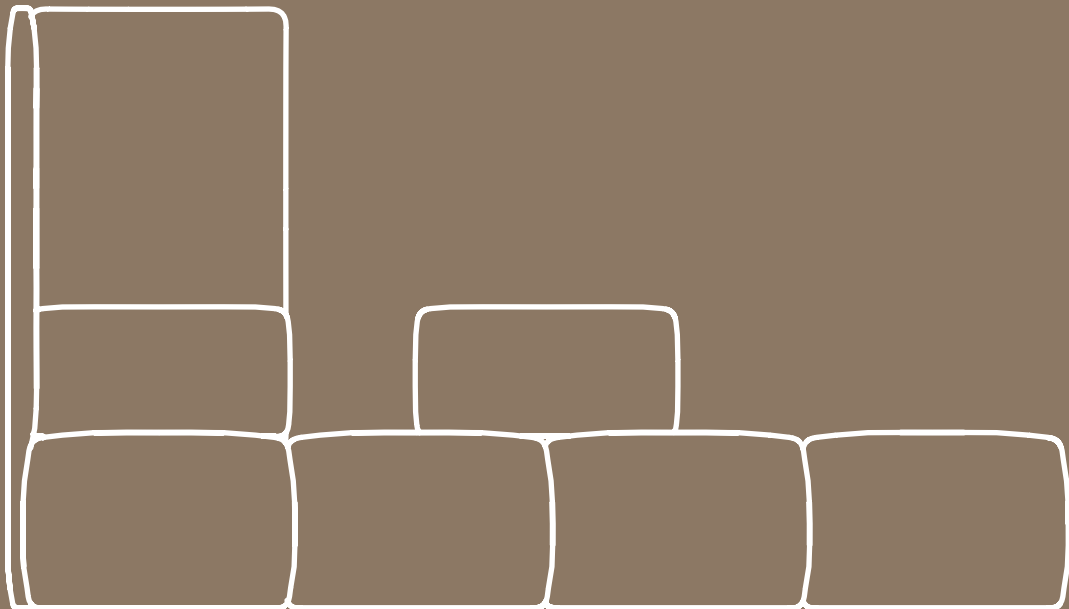


BRAQUE

INDEPENDENT **MODULES**

INTUITIVE **CONNECTIONS**

UNLIMITED CONFIGURATIONS



PURE FORMS
PURE
FUNCTION





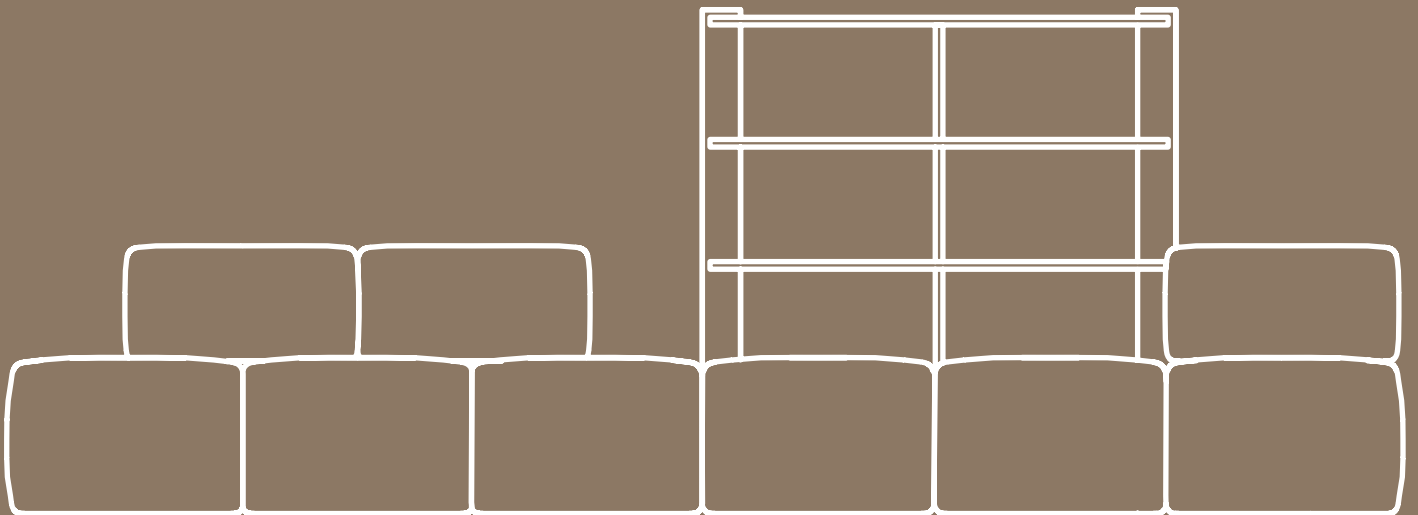
ART **THAT**
BECOMES
COMFORT

BRAQUE



MODULES TO **COMPOSE**

RECONFIGURE

REINVENT








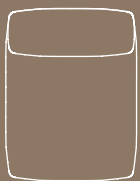
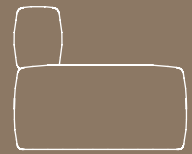
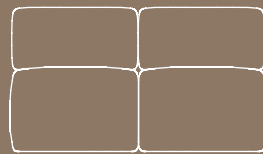
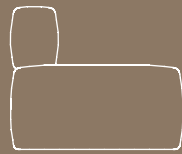

W 600 x D 600 x H 450

Square

W 600 x D 800 x H 450



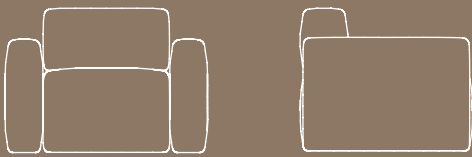
Rectangular

SET FABRIC



W 600 x D 800 x H 700
Rectangular with back

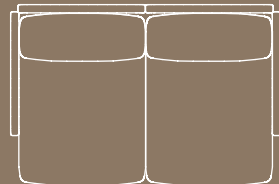
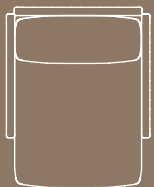
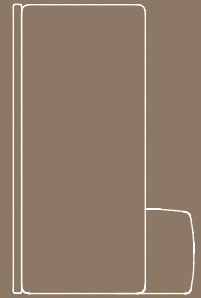


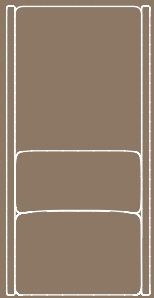
W 1200 x D 800 x H 700
Double rectangular with back



W 1000 x D 800 x H 700
Rectangular with back and arms

W 1600 x D 800 x H 700
Double rectangular with back and arms

SET FABRIC




W 700 x D 850 x H 1400

Rectangular with high back and arms

W 1300 x D 850 x H 1400

Double rectangular with high back and arms



W 1250 x D 300 x H 1350

Book shelf

W 400 x D 600 x H 400

Low table

SET WOOD



W 350 x D 300 x H 600

Side table



FRANCE
Jad Basile
T. +974 5505 2154
E. jadbasile@bablanc.com

PORTUGAL
T. +351 229 600 764
E. hello@lbm.com.pt

PORTUGAL
Rua dos Ourais, 90
4475-357 Nogueira - Maia